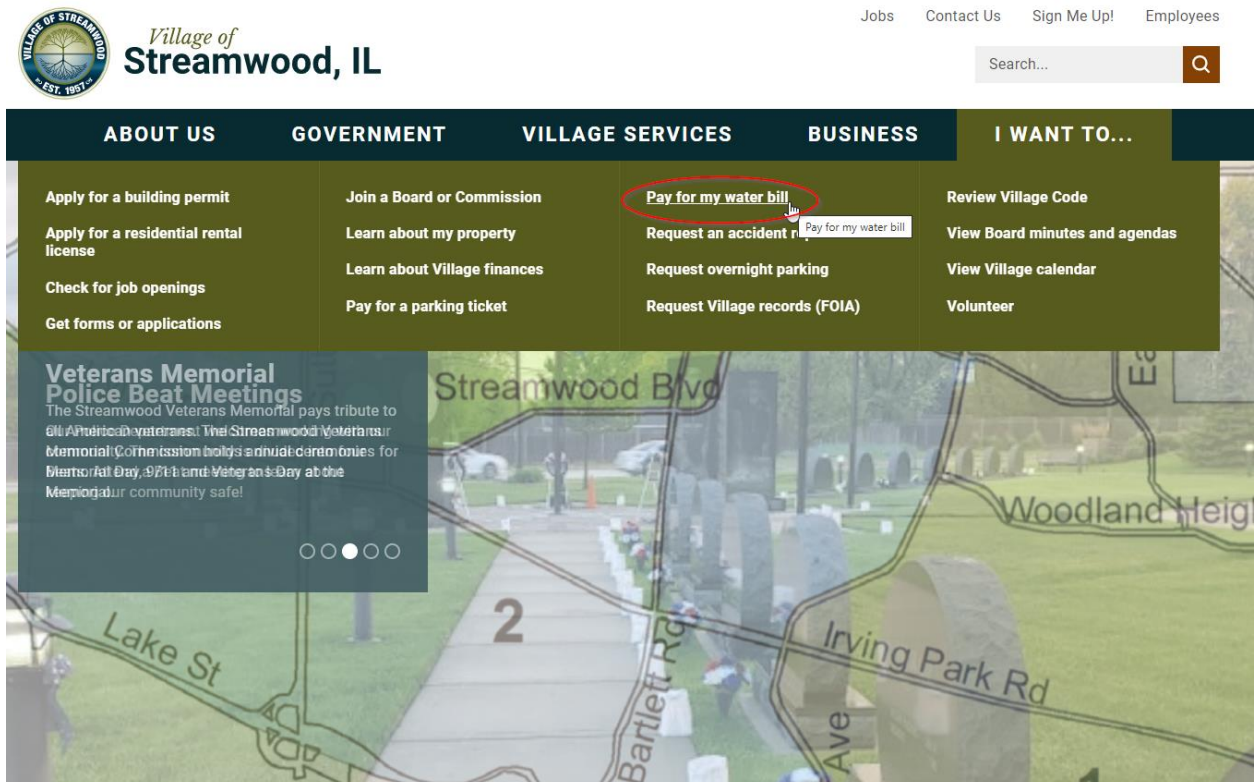
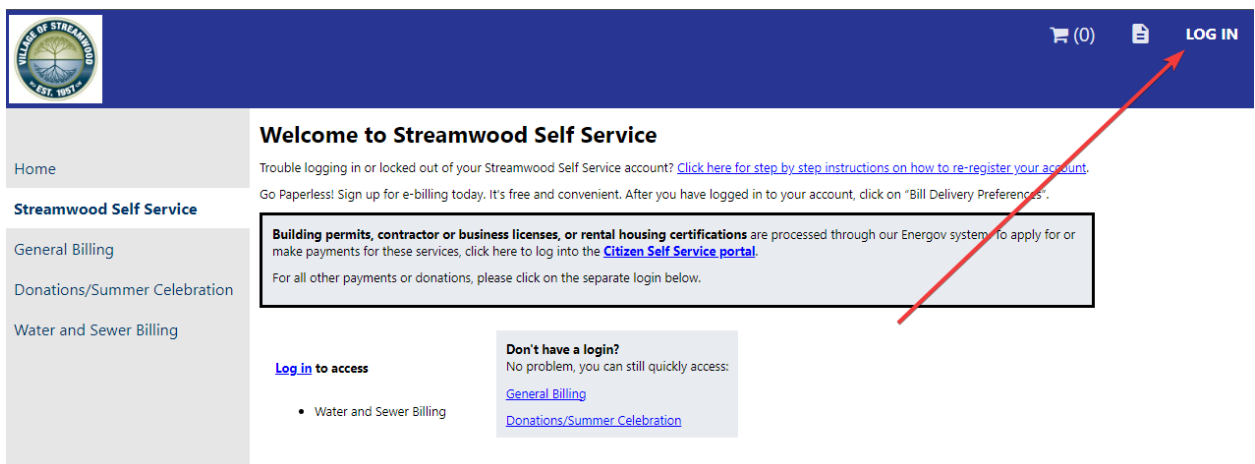


Registering your Online Account


1. Under "I Want To...", choose "Pay for my water bill".




2. Click on the "Log In" link below.





3. If you already have a Google, Apple, Microsoft, or Facebook account, you may register using one of those accounts. Otherwise click on the “Create an Account” button below to create a new Streamwood Self Service account.




Sign In to community access services for
Village of Streamwood.

[Sign in with Google](#)

[Sign in with Apple](#)

[Sign in with Microsoft](#)

[Sign in with Facebook](#)

OR

Email address


☐ Keep me signed in

Next

[Unlock account?](#) [Help](#)

Create an account

4. Enter your Email, Password, First and Last Name then click “Sign Up”.



Create an account

Email

! This field cannot be left blank

First name

Last name

Mobile phone Optional

Password

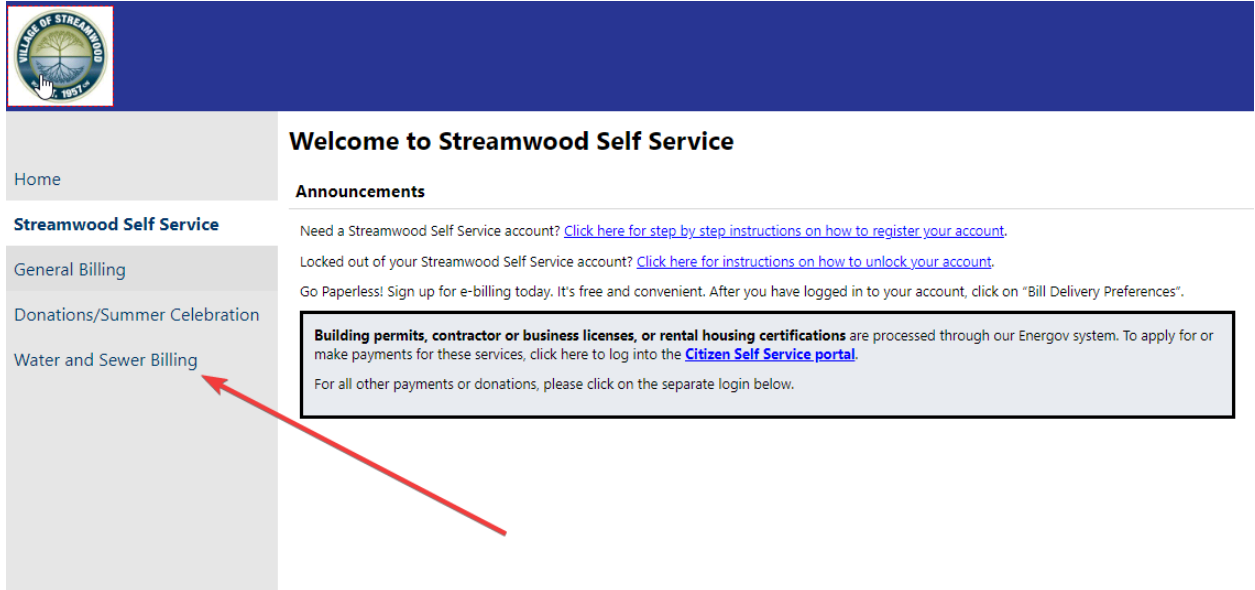
Password requirements:

- At least 8 characters
- A lowercase letter
- An uppercase letter
- A number
- No parts of your username

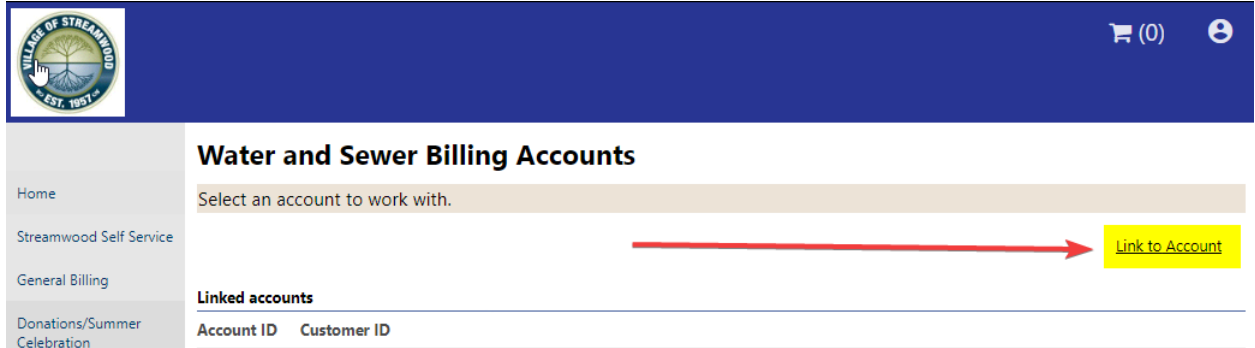
Sign up

[Already have an account?](#)


5. You will receive an activation email. Click on the link from the email to activate your account.
6. IMPORTANT. Exit from the Community Access website and go back to the Streamwood Self Service home page at <https://villageofstreamwoodilcitizens.munisselfservice.com/citizens/default.aspx> from step 1.
7. Once you are logged back in, click on “Water and Sewer Billing”.



8. Click “Link to Account”



9. Enter your Account Number and Customer ID found on your water bill, then click “Submit”.



Water and Sewer Billing

Home

Streamwood Self Service

General Billing

Donations/Summer Celebration

Water and Sewer Billing

Water and Sewer Billing Account Link Setup


What is your Account Number? *

What is your Customer ID? *

Submit **Cancel**

* indicates required field

10. You can now view and pay your water bill by clicking on the “Manage Bills” link below.



Water and Sewer Billing Accounts

Select an account to work with.

[Link to Account](#)

Account ID	Customer ID	
		Manage Bills
		Manage Bills
		Manage Bills
		Manage Bills